

euroclust splice ready 1U patch panels FCsx

Field of application

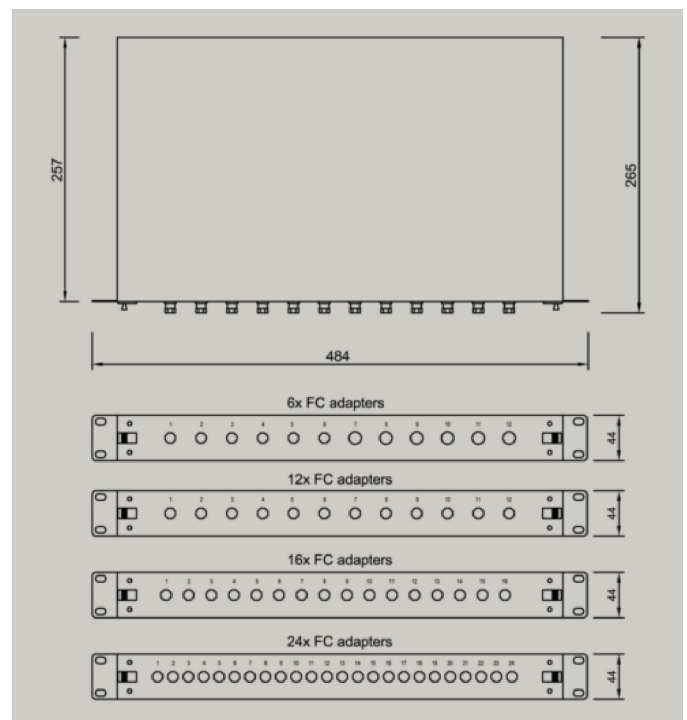

euroclust splice ready patch panels can be used everywhere is using 19" installation system, from MAN to WAN networks. Through „splice ready“ status by delivery, save time for installers what is especially important in datacenter maintenance, but also by all installations. With standard adapter can be also used in ETSI system. Available in all types of MM and SM. Grade B assembly as standard.

Features

- Splice ready assembly – ready for splicing
- 1U version in standard RAL 7035 color, installation depth 250mm
- Patch panel with sliding drawer with hand latches for automatic lock in closed position
- Variable cable entry plates, as standard with angled cable entry
- 3 types of front plates - with 12, 16 and 24 cut outs
- Splice cassette – comfortable type ec2 in white colour with two 12 position shrink holders as standard (crimp on request)
- Assembly with all modes available OM1, OM2, OM3, OM4, SM UPC and SM APC
- All types of adapters with zirconia sleeve
- 12 colors fibers according DIN as standard
- Assembly standard for OM3, OM4, SM UPC and SM APC is Grade B, for OM1 and OM2 Grade C

Technical information

Patch panel color	RAL 7035
Dimensions LxWxH (mm)	484x265x44
Packing dimensions (mm)	505x325x48



	6 adapters	12 adapters	16 adapters	24 adapters
	6 pigtails	12 pigtails	16 pigtails	24 pigtails
Weight netto	3,30kg	3,36kg	3,42kg	3,48kg
Weight brutto	3,48kg	3,54kg	3,60kg	3,66kg
Quantity of splice cassettes	1	1	1	1
Front plate type	12 cut outs	12 cut outs	16 cut outs	24 cut outs

	OM1	OM2	OM3	OM4	SM UPC	SM APC
Color of adapter/dust cap	Metalic/Yellow	Metalic/Yellow	Metalic/Yellow	Metalic/Yellow	Metalic/Yellow	Metalic/Green
Grade assembly class ¹⁾	Grade C/4	Grade C/4	Grade B/3	Grade B/3	Grade B/2	Grade B/1

1) According ec Quality Grade Classification

Description

Splice ready assembled patch panel is ready for splicing. Adapters are mounted and fixed to frontplate with screws. Adapters are with metal body and zirconia sleeve with yellow or green dust caps. Pigtails are 2m long inserted in adapters, routed with twist-ers, and fibers are fixed into splice cassette. Last app. 96cm of 0.9mm jackets are stripped out into 250um fibers are in same 12 colors as 0,9mm jacket. Standard color coding is DIN, another on customer request. Assembly with all modes available OM1, OM2, OM3, OM4, SM UPC and SM APC.

euroclust splice ready 1U patch panels FCsx


Splice cassette ec2 type in white colour offer enough space for splicing 24 fibers in one cassette. Fibers are fixed with splice comb. And each splice cassette can hold two splice protection holders. As standard is cassette equipped with two 12-positions holders for shrink splice protectors. On request crimp holders are available.

Patch panel body is produced of steel with structured powder coating in RAL 7035. Drawer with adjustable position of cassette holder. Depending from quantity of adapters per patchpanel is used one of 3 types of front plate 12, 16 and 24 cut outs. Patch panel allow to use various cable entry types. Angular with one cable gland, straight with two different glands, or straight without gland – closed. 1U patch panel have two cable entry plates. Standard execution is with one angular PG13.5 and one angular PG16 cable entry plate. Other types and combination on customer request, see accessories list.


For more information about colour coding or fiber specification please see euroclust fibre and colour code specification.

Ordering information:

	6 adapters 6 pigtails	12 adapters 12 pigtails	16 adapters 16 pigtails	24 adapters 24 pigtails
MM OM1 G62.5/125	EC 12.20MI66.MJ2-AB	EC 12.20MI6C.MJ2-AB	EC 12.20NI6G.MJ2-AB	EC 12.20OI6H.MJ2-AB
MM OM2 G50/125	EC 12.20MI66.IJ2-AB	EC 12.20MI6C.IJ2-AB	EC 12.20NI6G.IJ2-AB	EC 12.20OI6H.IJ2-AB
MM OM3 G50/125	EC 12.20MI66.KJ2-AB	EC 12.20MI6C.KJ2-AB	EC 12.20NI6G.KJ2-AB	EC 12.20OI6H.KJ2-AB
MM OM4 G50/125	EC 12.20MI66.LJ2-AB	EC 12.20MI6C.LJ2-AB	EC 12.20NI6G.LJ2-AB	EC 12.20OI6H.LJ2-AB
SM UPC E9/125	EC 12.20MI66.DJ2-AB	EC 12.20MI6C.DJ2-AB	EC 12.20NI6G.DJ2-AB	EC 12.20OI6H.DJ2-AB
SM APC E9/125	EC 12.20MI76.DJ2-AB	EC 12.20MI7C.DJ2-AB	EC 12.20NI7G.DJ2-AB	EC 12.20OI7H.DJ2-AB



Pic. 1: Standard assembly of patch panel



Pic. 2: Patch panel with management tray



Pic. 3: Cable entry plates

Accessories list:

	ec number
Management tray	EC03.101010.023
Cable entry plate straight blind	EC03.101030.001
Cable entry plate PG9 with polyamide cable gland	EC03.101030.025-G
Cable entry plate PG11 with polyamide cable gland	EC03.101030.011-G
Cable entry plate PG13,5 with polyamide cable gland	EC03.101030.013-G
Cable entry plate PG16 with polyamide cable gland	EC03.101030.016-G